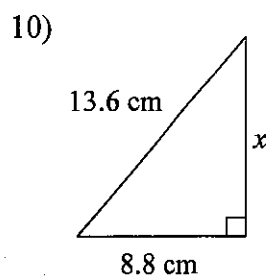
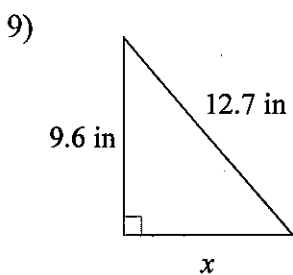
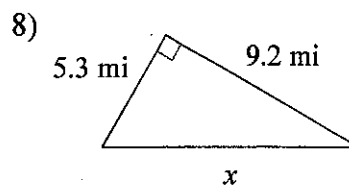
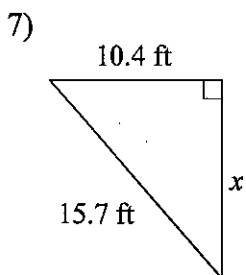
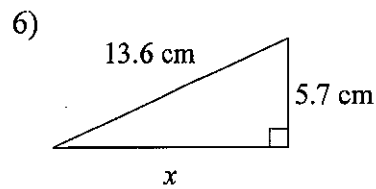
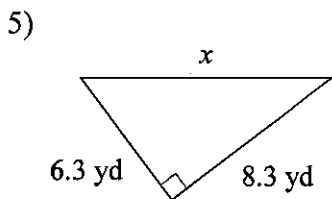
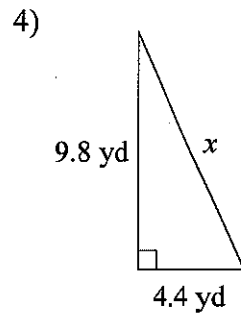
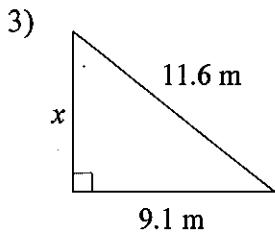
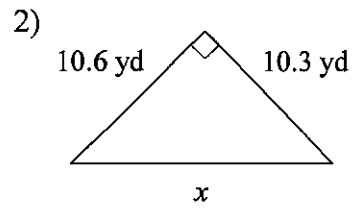
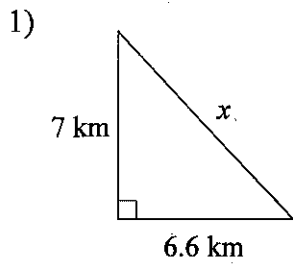


Lesson 2 Assignment Pythagorean Theorem

Date _____ Period _____

Find the missing side of each triangle. Round your answers to the nearest tenth if necessary.



Answers to Lesson 2 Assignment Pythagorean Theorem (ID: 1)

1) 9.6 km

2) 14.8 yd

3) 7.2 m

4) 10.7 yd

5) 10.4 yd

6) 12.3 cm

7) 11.8 ft

8) 10.6 mi

9) 8.3 in

10) 10.4 cm